

# Hennepin County COVID-19 Response

# AGENDA

1. Introduction- David Hough, County Administrator
2. Situational update (local/national)– Dr. Susan Palchick, Public Health
3. Organizational update– Dan Rogan, Assistant County Administrator
4. Administrator update- David Hough, County Administrator
5. Commissioner update (use of federal funds)-
  - Marion Greene, Chair
  - Mike Opat, Vice-Chair

# Where we are today

## COVID-19 events

**April 23** Governor Walz orders Minnesota classrooms to remain closed for rest of school year

## Hennepin County response

**April 21** HR email to managers/supervisors:  
Leading through crisis weekly update  
Email to public and employees:  
County board actions

**April 23** CA email to employees:  
Features ways employees are being innovative  
Sherriff's Office news release:  
Announce plans for weekly website updates for COVID-19 tested/positive cases of detainees in jails

**April 24** Hennepin Responds weekly newsletter focuses on social distancing videos in English, Hmong, Somali and Spanish; service updates; working at an isolation site

## COVID-19 events

**April 30** Governor Walz extends Stay Home Order through May 18, allows curbside pickup for retail stores, and strongly encourages all Minnesotans to wear masks when outside the home

## Hennepin County response

**April 27** Announce Hennepin County Small Business Relief Program applications now being accepted

Launch COVID-19 website content in Hmong, Spanish, and Somali

**April 28** HR email to managers/supervisors: Leading through crisis weekly update

**April 30** Announce Hennepin County's emergency rental assistance program

Launch new community resources webpage listing food shelves and meals, financial assistance, mental health, domestic violence, housing, and more

CA email to employees: Stay At Home Order extension and what it means for employees

## COVID-19 events

## Hennepin County response

- **May 1** Hennepin Responds weekly newsletter focuses on videos for how to wear a cloth mask in English, Hmong, Somali and Spanish; service updates; distance learning resources; small business relief; financial and identify theft scams
- **May 4** News release updating Hennepin County services, given Stay at Home order extension

# Situational awareness update

(local/national)

Dr. Susan Palchick, Hennepin County Public Health

# Key Statistics: Local and global context

## Hennepin County (confirmed cases)

**2,298!**

Change from prev day: 2148 (+150)

Total deaths

**284**✓

Change from prev day: 284  
(+0)

Isolation not required

**506**

Total hospitalized

**620**

Current doubling rate

**11 days**

Data from MDH as of 5/4/2020.

## Minnesota

**7,234!**

Change from prev day: 6663 (+571)

Total deaths

**428!**

Change from prev day: 419  
(+9)

Isolation not required

**4,212**

Total hospitalized

**1271**

Current doubling rate

**8 days**

Data from MDH posted on 5/4/2020 at 11:00am. Cases as of 5/3/2020

## United States

**1,158,040!**

Change: 1,132,539 (+25501)

Total recovered

**180,152**

Total deaths

**67,682**

Current doubling rate

**21 days**

## World

**3,506,729!**

Change: 3,427,343 (+79386)

Total recovered

**1,125,236**

Total deaths

**247,470**

Current doubling rate

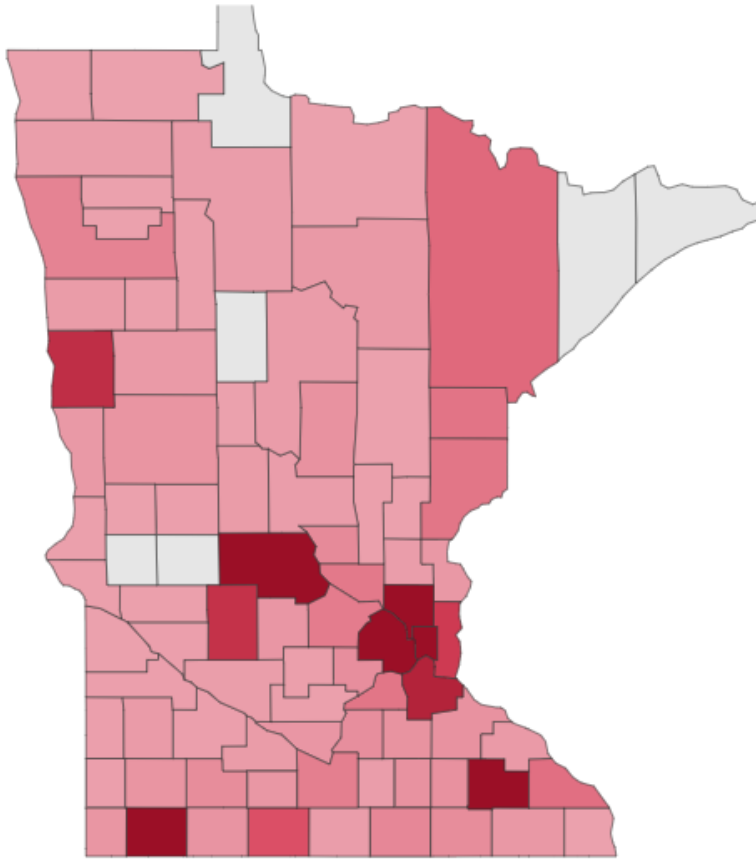
**22 days**

US & Global total confirmed cases as of 5/3/2020 11:59 PM.



# Confirmed cases in MN

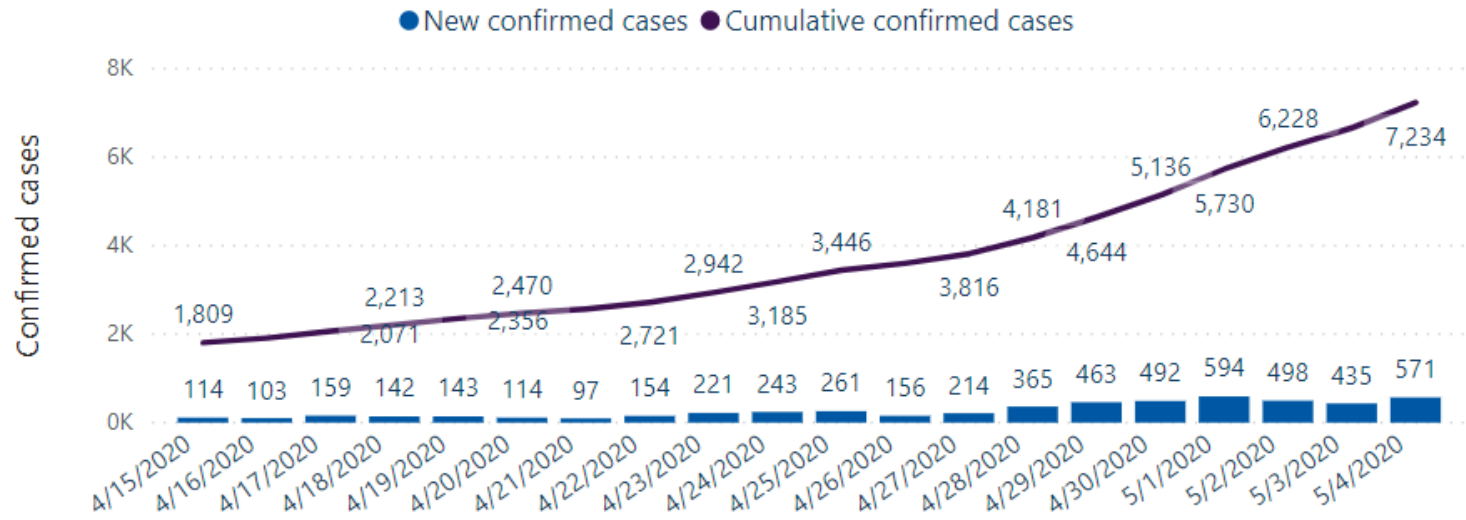
Confirmed cases by county



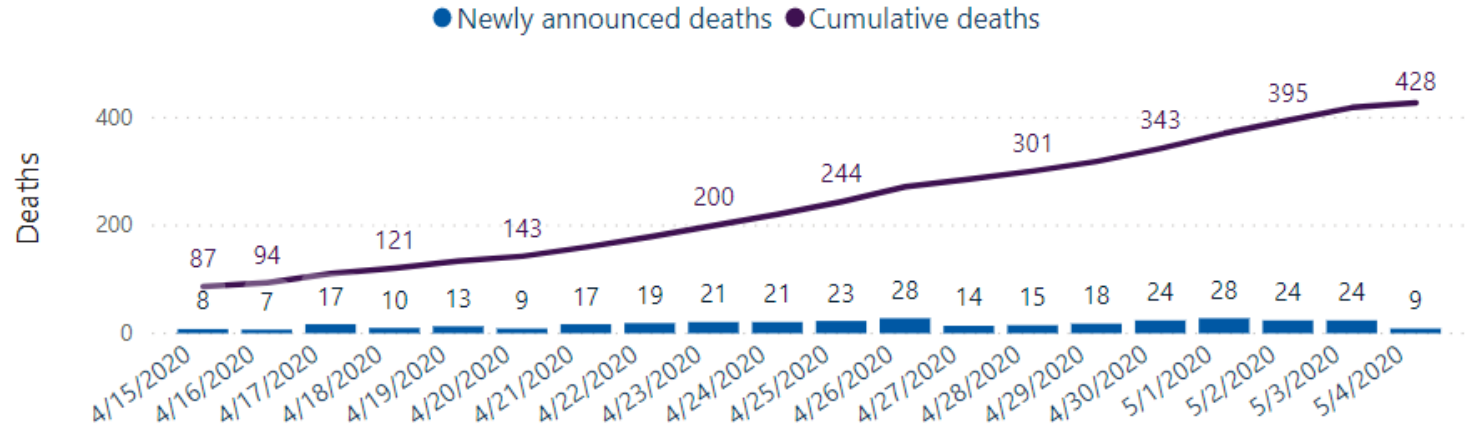
Confirmed cases by MN county as of 5/3/2020.

Note. these data pulled from Johns Hopkins and thus may differ from MDH due to time lags in reporting.

## Confirmed case trends in Minnesota



## Case fatality trends in Minnesota



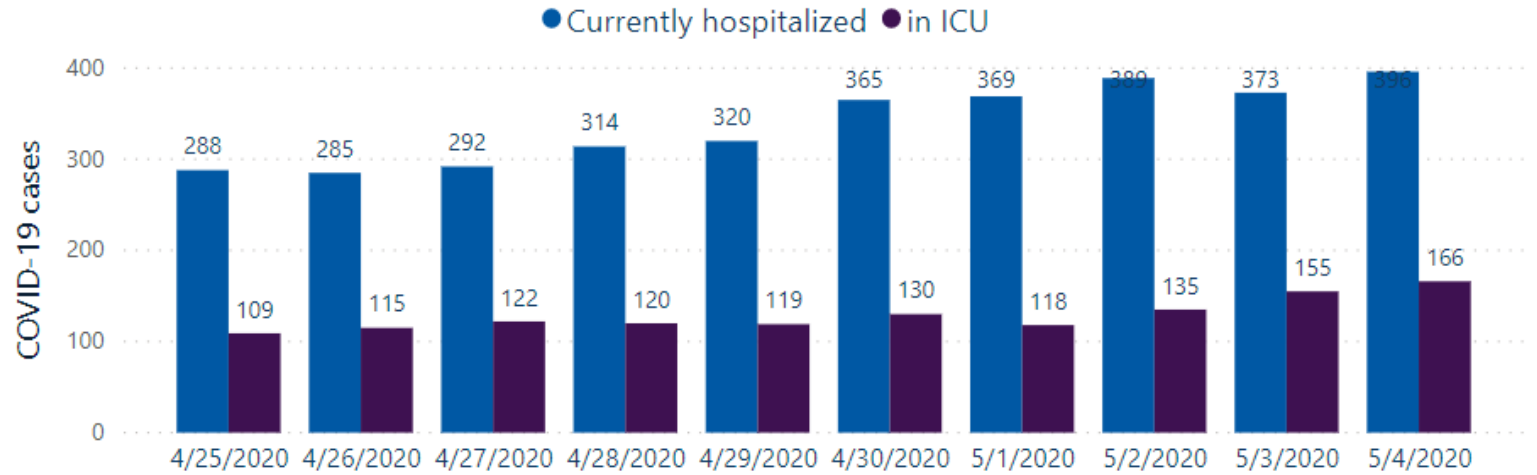
Data from MDH posted on 5/4/2020 at 11:00am. Cases as of 5/3/2020

Trends and volume data needs to be interpreted in the context of testing volume. Please note the different scales on the y-axes when comparing case and death trends.

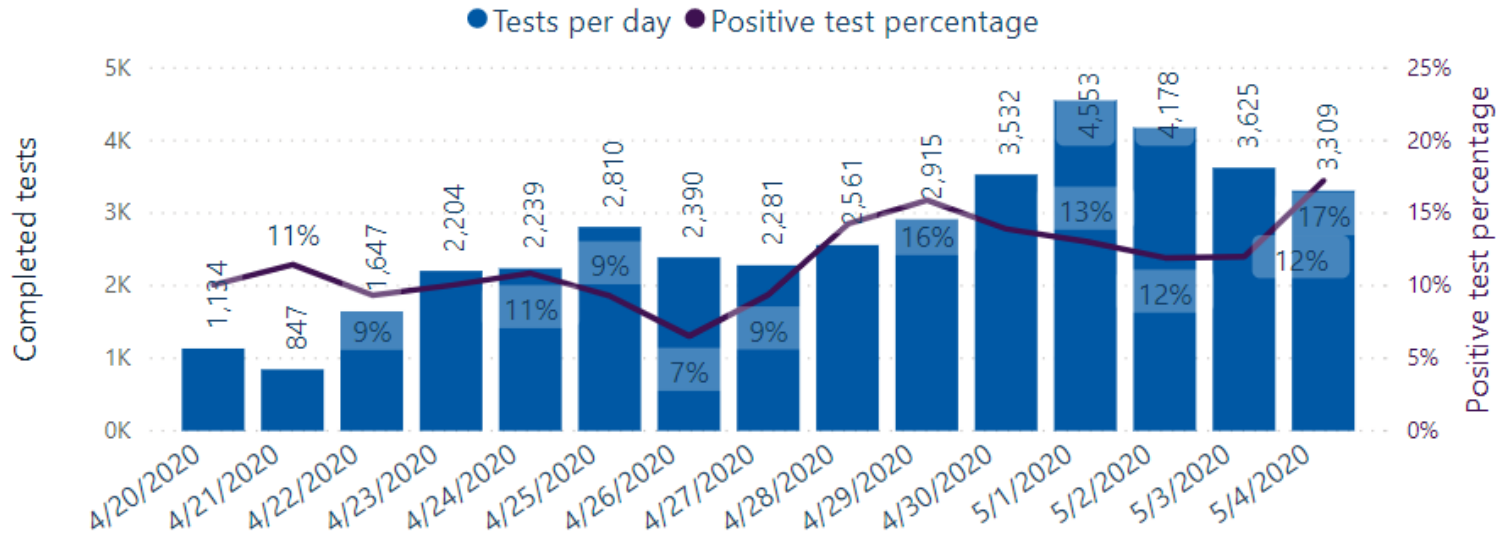
# State of Minnesota: Key trends

Data from MDH posted on 5/4/2020 at 11:00am. Cases as of 5/3/2020

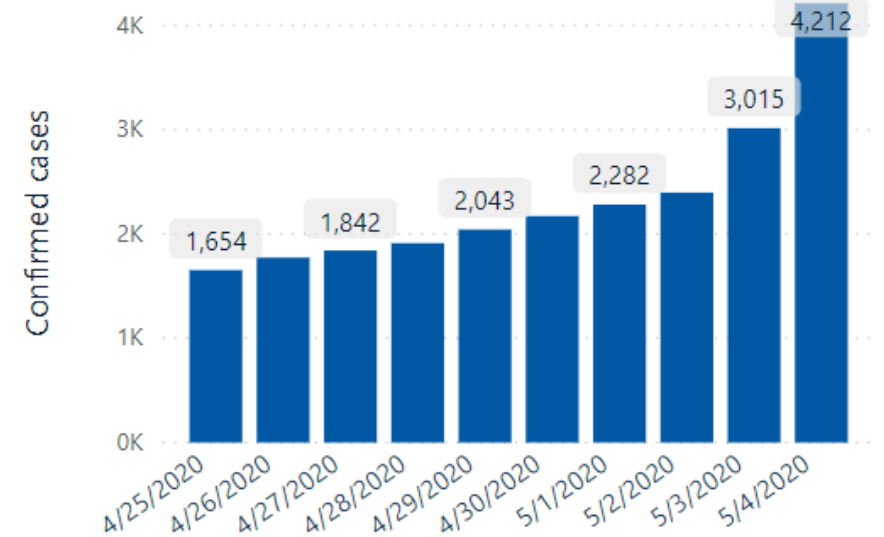
### COVID-19 Hospitalization in Minnesota (last 10 days)



### COVID-19 testing volume in Minnesota



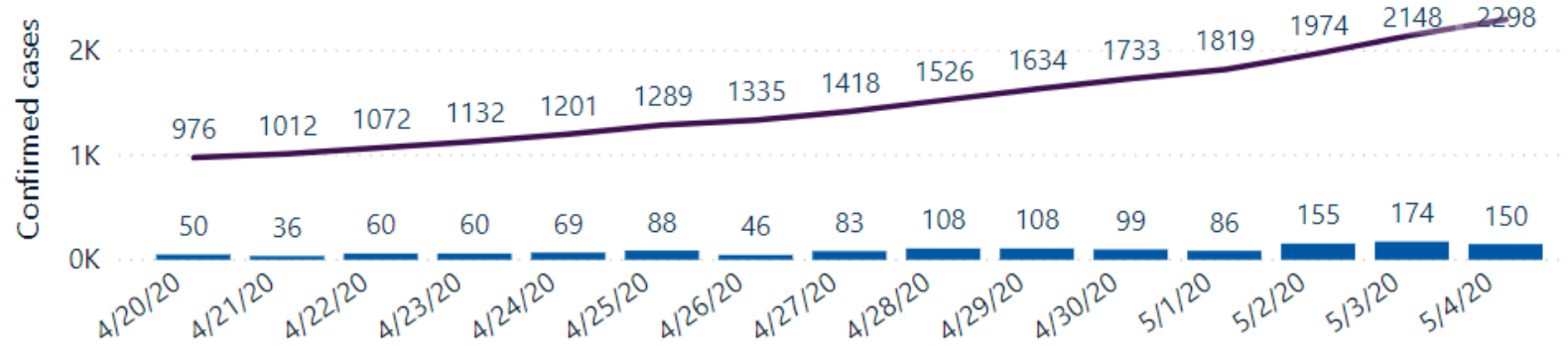
### Cases no longer requiring isolation in Minnesota



# Confirmed case trends in Hennepin County

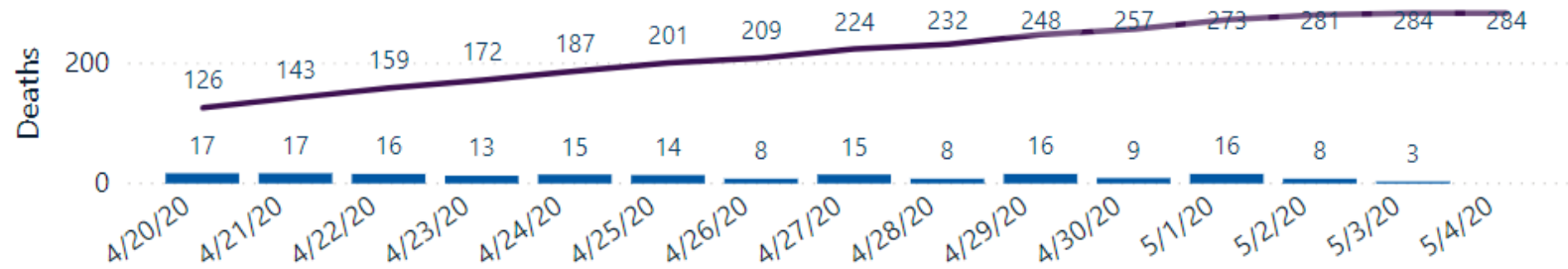
Confirmed cases in Hennepin County (as of 5/4/2020)

● New confirmed cases ● Confirmed cases to date



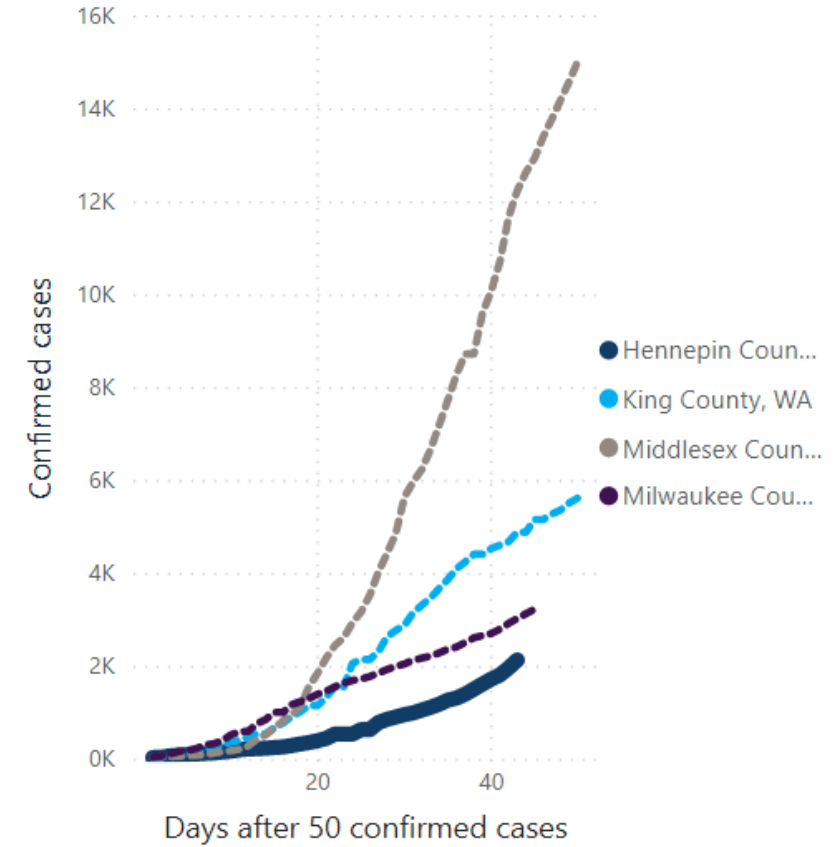
Case fatalities in Hennepin County (as of 5/4/2020)

● Daily deaths ● Deaths to date



\*Data from MDH. Includes confirmed cases only and should be interpreted in context of testing volume. Data as of 5/4/2020. Death data are based on actual date of death. These will differ from MDH as they are posted based on the date the death was announced/made known to the public.

Comparing county trajectories (50 cases as Day 1)



\*Confirmed cases at national level may be a day or two behind and thus may not reflect more recent adjustments. These data are as of 5/3/2020 11:59 PM.

# Organizational response update

Dan Rogan, Assistant County Administrator-Operations

# Public Health strategy #1: High-risk housing

Temporary housing for people experiencing homelessness/staying in congregate shelter settings who can't follow CDC recommendations for mitigation, i.e., social distancing, using personal bathrooms

High Risk Housing is not a shelter

## Current status of high risk housing sites

As of date	Site Name	Utilized	Available	Capacity
5/4/2020	High-risk site #1	155	13	168
5/4/2020	High-risk site #2	103	27	130
<b>Total</b>		<b>258</b>	<b>40</b>	<b>298</b>

374

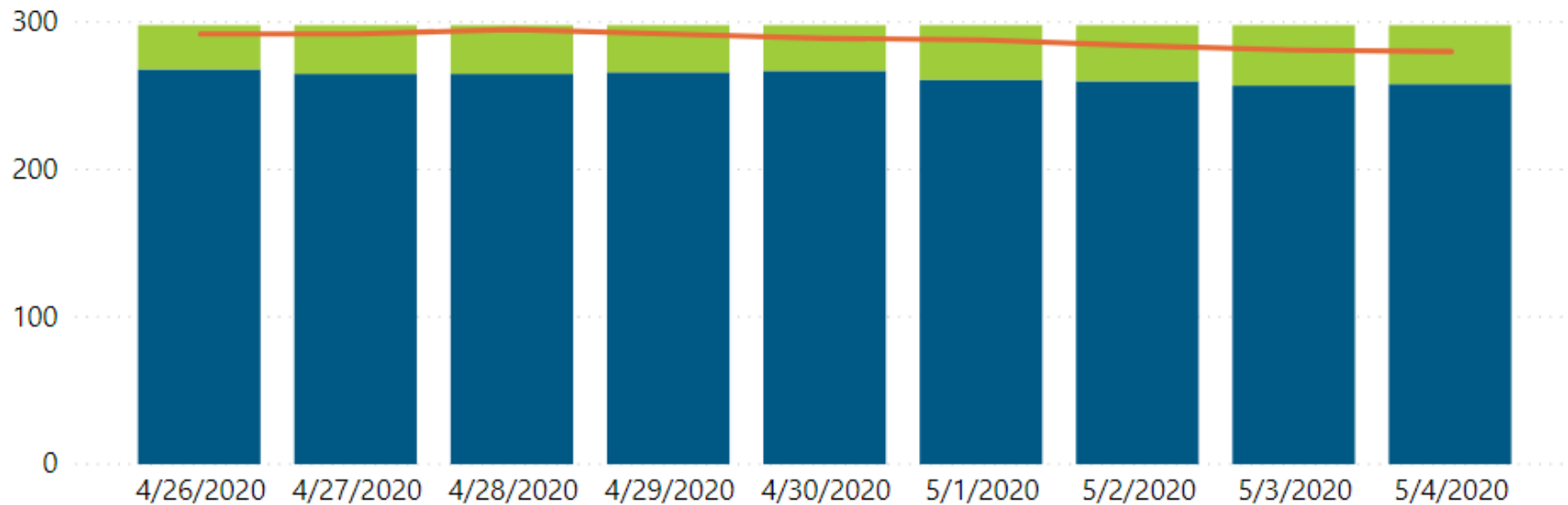
Total Clients Served

39

Median Length of Stay

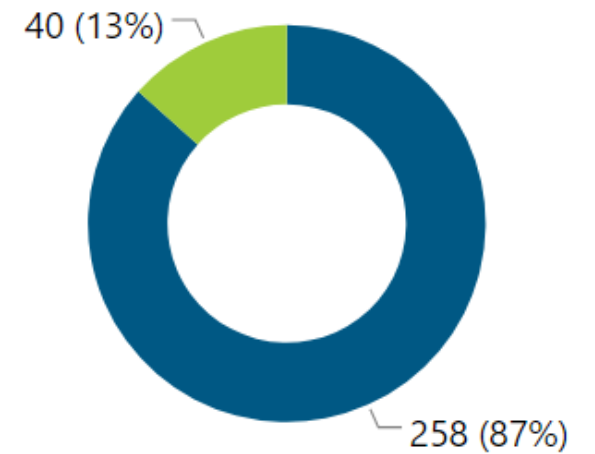
## High-risk housing units utilization and availability (last 10 days)

● Units Utilized ● Units Available ● Population Count



## Current status of high-risk units

● Utilized ● Available



# Public Health strategy #2: Isolation housing

Temporary housing for people who are experiencing homelessness/staying in congregate shelter settings who have COVID-like symptoms and/or confirmed case of COVID.

People in Isolation Housing are removed from a shelter, have been tested, and need to be isolated until COVID symptoms resolve.

## Current status of high risk housing sites

As of date	Site Name	Utilized	Available	Capacity
5/4/2020	Isolation site #1	9	34	43
5/4/2020	Isolation site #2	0	10	10
<b>Total</b>		<b>9</b>	<b>44</b>	<b>53</b>

153

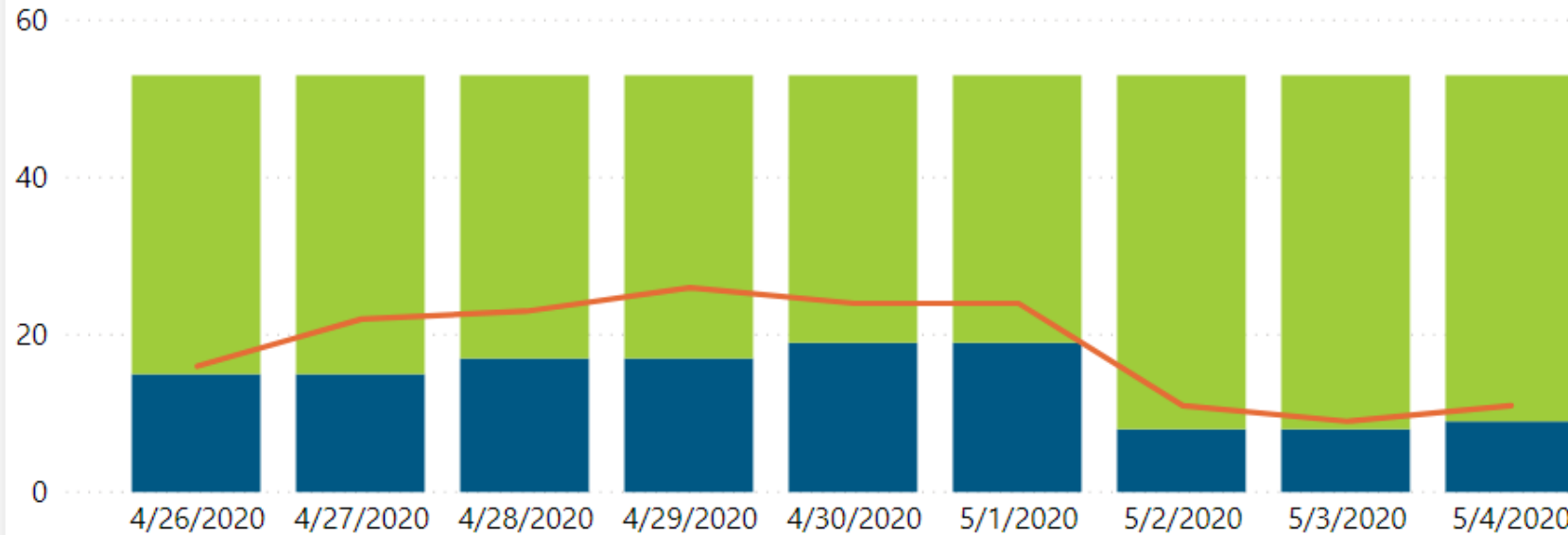
Total Clients Served

3

Median Length of Stay

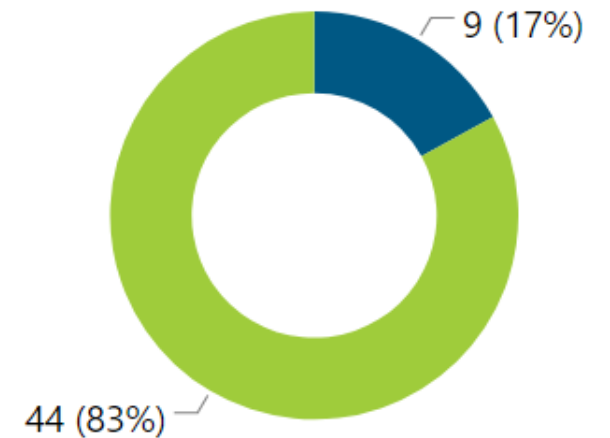
## High-risk housing units utilization and availability (last 10 days)

● Units Utilized ● Units Available ● Population Count



## Current status of high-risk units

● Utilized ● Available



# Inmate Housing at Public Safety Facilities

## Public Safety Facility

**Functional Capacity:** 59% (448 inmates)

- 43 detainees in isolation
- Total tested: 190 – 10 positive
- 0 positive in custody

## Adult Corrections Facility

**Men's Facility Count:** 26% (109)

**Women's Facility Count:** 32% (26)

3 residents quarantine, 0 in isolation  
Total tested: 2 - 2 negative

## Juvenile Detention Center

**Total Resident Count:** 31

14 residents in quarantine, 0 in isolation  
Total tested: 1 – 1 negative

## County Home School

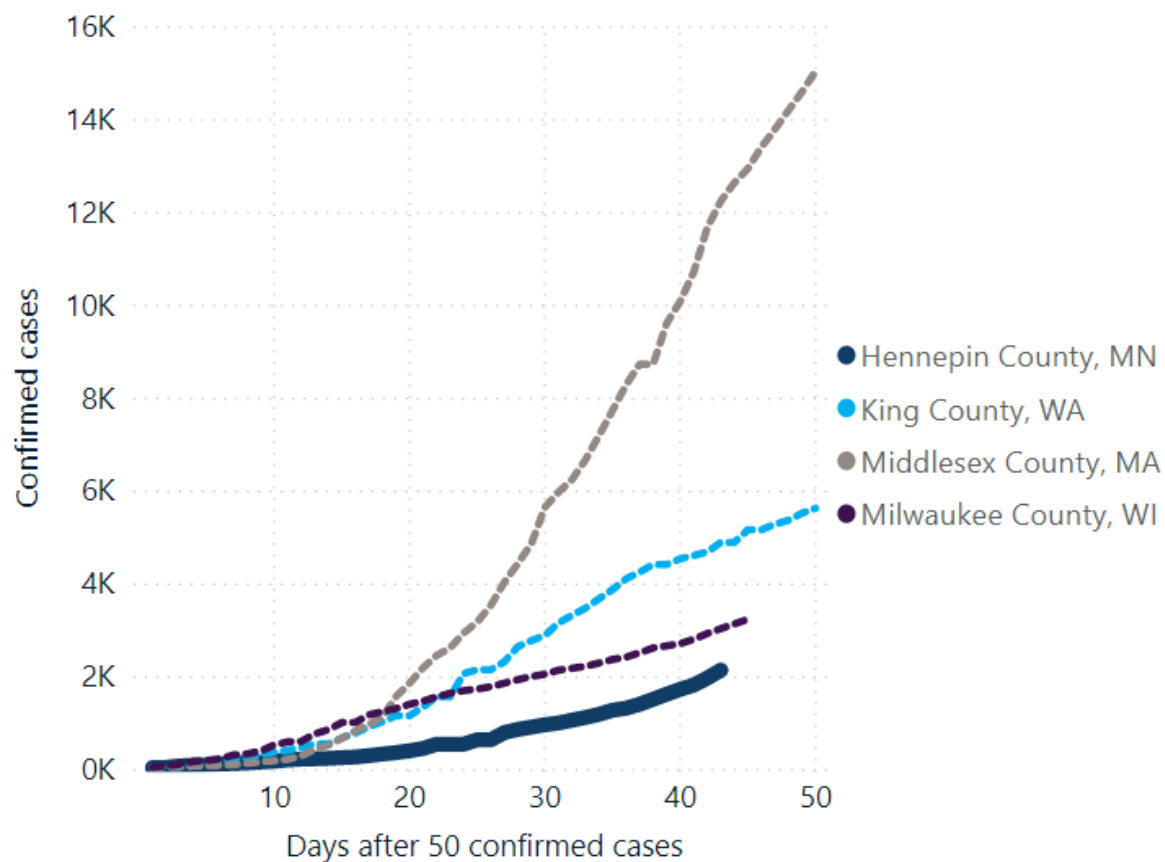
**Total Resident Count:** 29

0 residents in quarantine, 0 in isolation

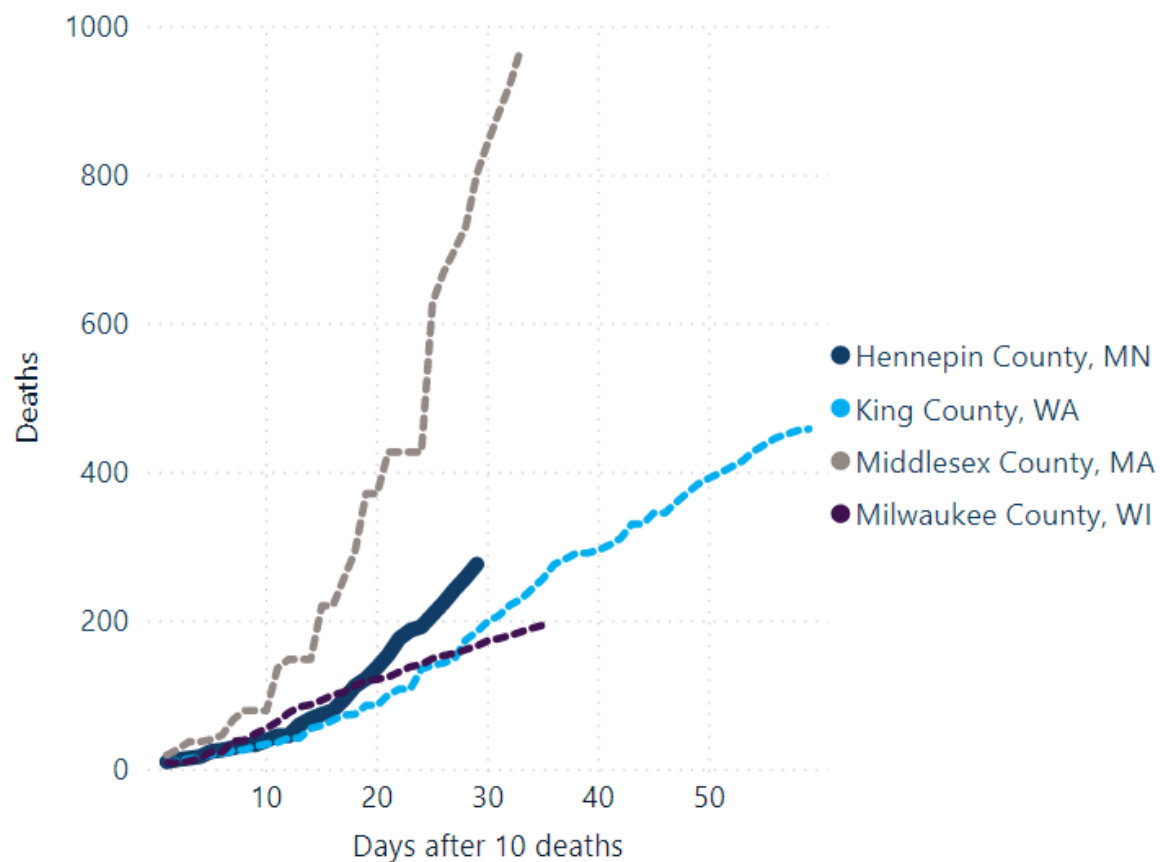
ACF, JDC, and CS data from 5/1

# Compare county trends: Confirmed cases & case fatalities

Confirmed cases by county (50 cases as Day 1)



Deaths by county (10 deaths as day 1)



\*Confirmed cases at national level may be a day or two behind and thus may not reflect more recent adjustments. These data are as of 5/3/2020 11:59 PM. Confirmed cases and case fatalities for these charts are all from Johns Hopkins.



# Characteristics of cases in Hennepin County

Total confirmed cases

2,298

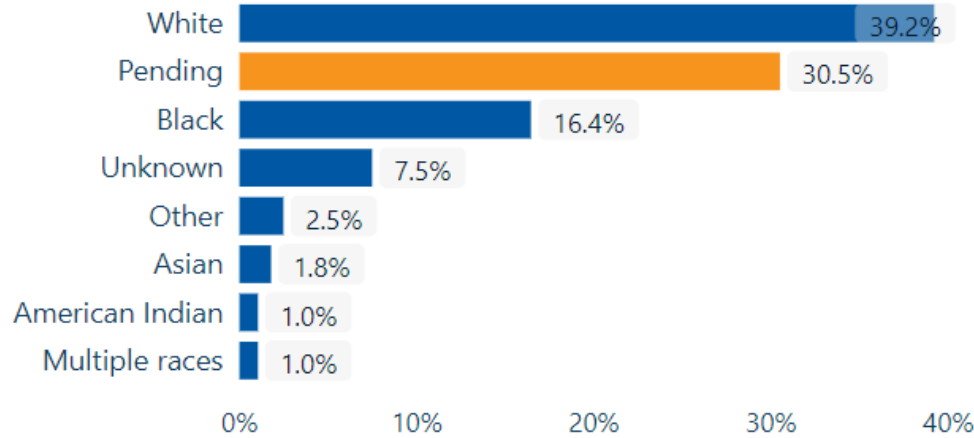
Total hospitalized

620

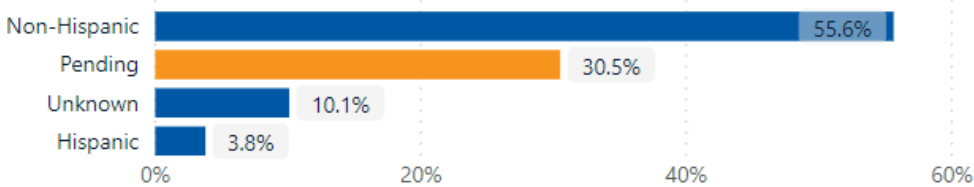
Total deaths

284

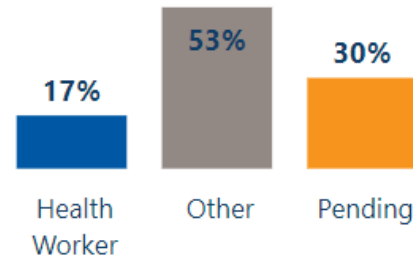
Confirmed cases by race



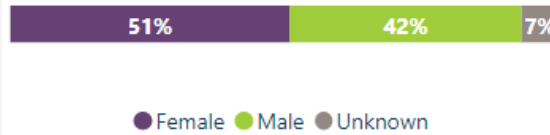
Confirmed cases by ethnicity



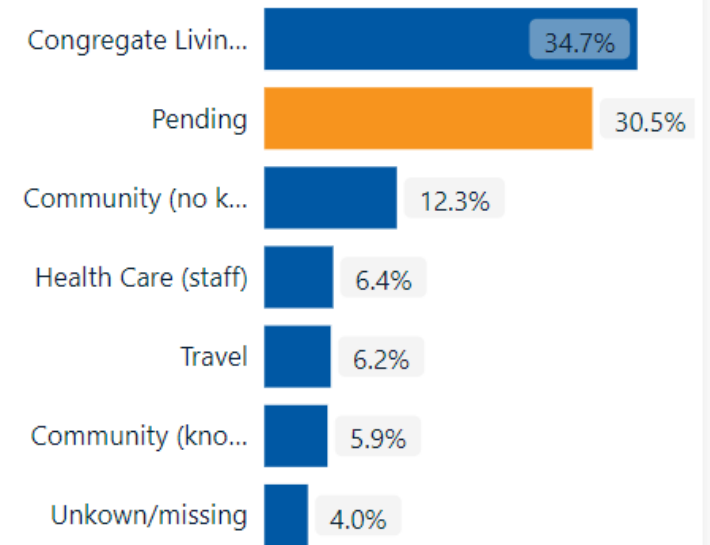
Confirmed cases who are health care workers



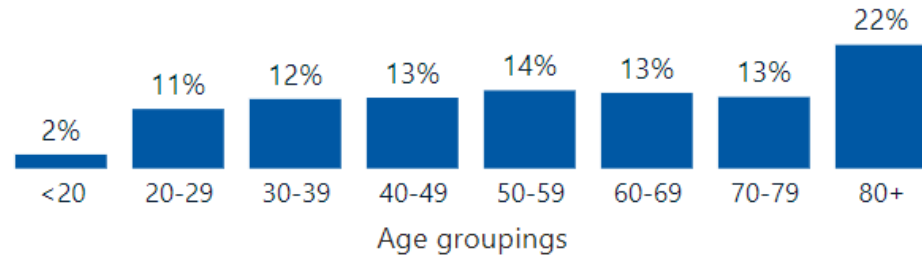
Confirmed cases by gender



Confirmed cases by likely exposure



Confirmed cases by age



Median age of confirmed cases

59

# Cases at long-term care facilities

LTC Confirmed Cases

931

LTC Hospitalization rate

23.7%

LTC Case fatality rate

29.9%

Percent of deaths by setting in Hennepin County

● Long-term car... ● Other ● Pending ● Private resid... ● Residential ... ● Unkown/...

84.5%

10.6%

LTC Residents

100%

Total cases

804

Cases Hospital...

210

Case fatalities

240

29.9%

Hospitalization rate

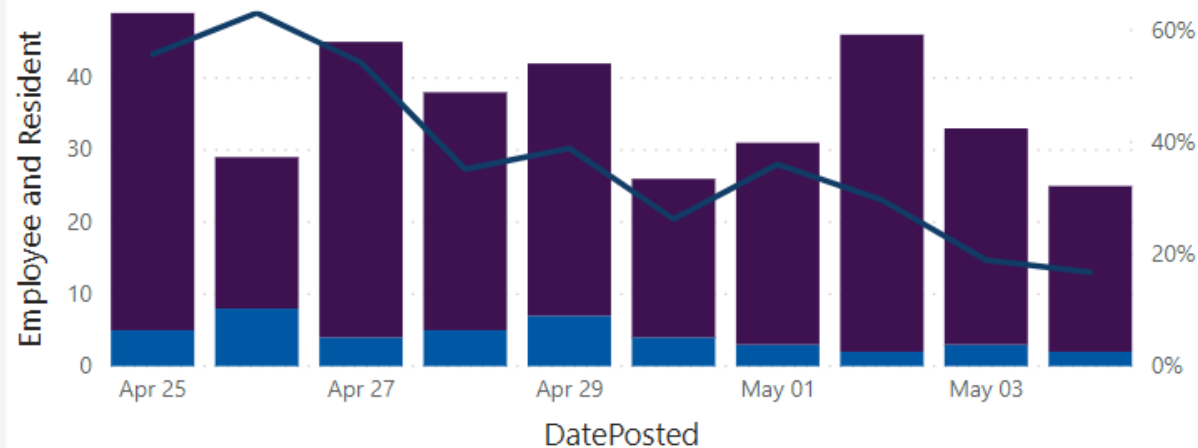
26.1%

Case fatality rate

29.9%

Confirmed cases in LTCs over the last 10 days

● Employee ● Resident ● LTC cases as a percent of all cases



Facility Employees\*

100%

Total cases

127

Cases Hospital...

11

Case fatalities

1

0.8%

Hospitalization rate

8.7%

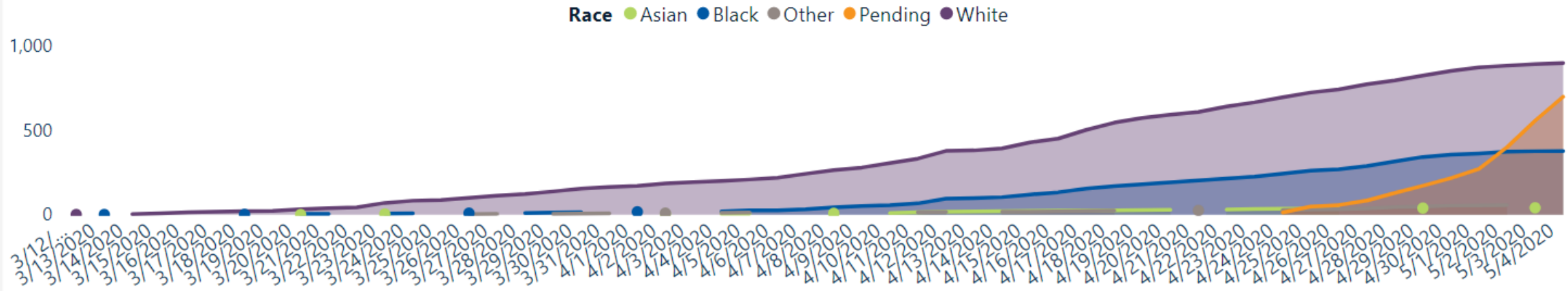
Case fatality rate

0.8%

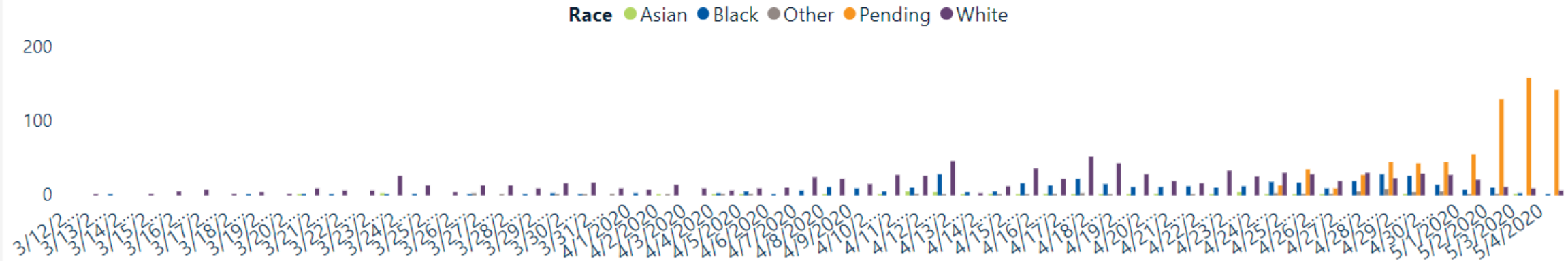
\*Employees may work at an LTC or a related facility on the same grounds

# Confirmed Hennepin County case trends by race

Cumulative confirmed cases by race in Hennepin County



Daily new confirmed cases by race in Hennepin County



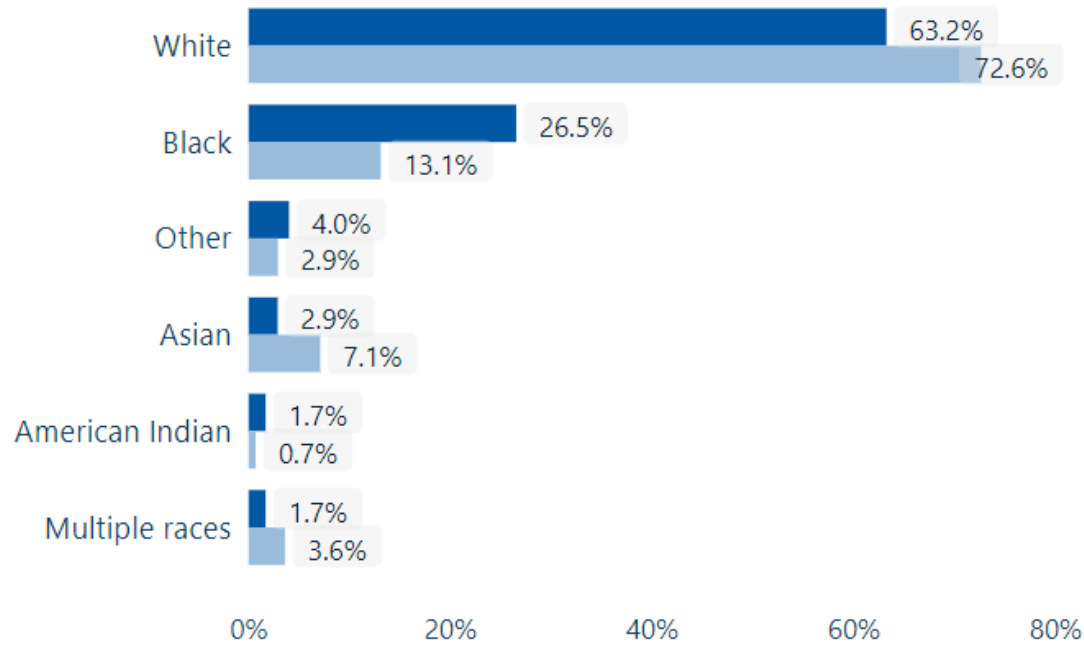
Racial groups with less than 30 total cases are excluded from this trend analysis. Unknown cases are also removed to reduce clutter in the charts.

Data from MDH as of 5/4/2020.

# Examining racial disparity among COVID-19 cases

Proportion of confirmed cases by race compared to county population estimates in Hennepin County

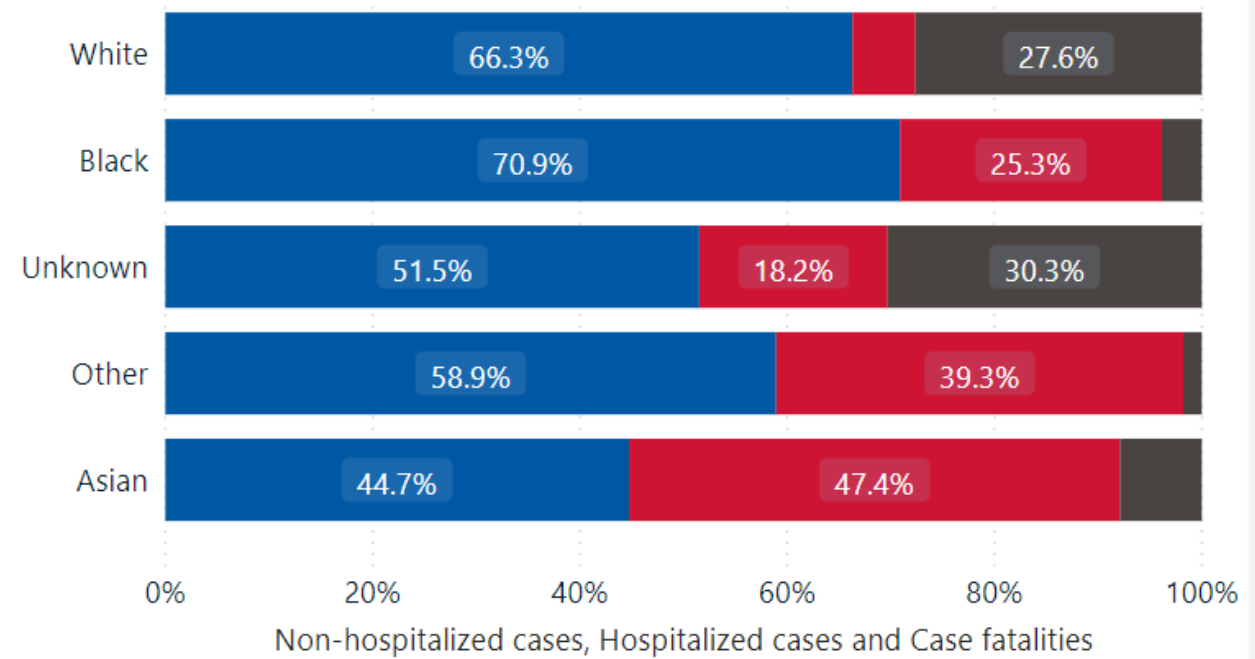
● Percent of confirmed COVID-19 cases ● Estimated % of county population



County population estimates are from the US Census Bureau ACS 5yr (2018-2014). Margins of error for percentage estimates range from +/- 0.1 to +/- 0.2 percentage points.

Proportion of confirmed cases across three outcomes (non-hospitalization, hospitalization, death) in Hennepin County

● Non-hospitalized cases ● Hospitalized cases ● Case fatalities



Only racial groups with 30 or more cases are included in this analysis. Each case is defined by its most extreme outcome (e.g. if a case was hospitalized and resulted in death, it will only be included in the case fatality state). As cases are still active, these outcomes should be interpreted as of the last day data were updated and should be expected to change over time. Pending is used to indicate cases that are still being investigated.

Data from MDH as of 5/4/2020.

# Administrator update

David Hough, County Administrator

# COVID-19 Spending

	Committed Spending	Spending to Date
Housing [includes hotels/housing]	\$3,469,838	\$1,366,228
Housing other [includes food service, transportation, cleaning, etc. for shelters sites]	\$968,750	\$154,434
Other [includes personal protective equipment, technology, payroll, printing, cleaning supplies, etc.]	\$7,438,791	\$3,828,030
Totals	<b>\$11,877,379</b>	<b>\$5,348,692</b>

## Covid Funding

Line of Business	Department	Funding Source*	Title	Start Date	End Date	Amount Funded
Public Health	Healthcare for the Homeless	CARES CHC	CARES-Community Health Ctrs	3/15/20	3/14/21	53,897
Public Health	HealthCare for the Homeless, FQHC	CARES CHC	CARES-Community Health Ctrs	4/1/20	3/31/21	578,990
Health	NorthPoint	CARES CHC	CARES - Community Health Ctrs	4/1/20	3/31/21	1,187,660
Public Health	NorthPoint	MDH	Provider Grant Program	4/1/20	5/31/20	183,453
Health	NorthPoint	CARES CHC	CARES - Community Health Ctrs	4/1/20	3/31/21	86,228
Health	NorthPoint	CARES Relief	Coronavirus Relief Fund	4/1/20	3/31/21	81,445
Health	NorthPoint	Private Foundation	Delta Dental Foundation	4/10/20	4/9/21	75,000
Public Health	Public Health Promo	Local Public Health Grant/CHS Subsidy	LPHG COVID-19	3/3/20	2/1/21	583,445
Hennepin County	All	CARES Relief	Coronavirus Relief Fund	3/1/20	12/31/20	220,879,842
Housing & Economic Dev	Housing & Economic Dev	HUD	CDBG COVID19 expansion funds	3/27/20	9/30/22	1,726,395
Human Services	Homeless	Sauer Family Foundation	Homeless Youth grant	4/1/20	4/30/21	10,000
Human Services	Housing	DHS	Emergency Response Program	4/1/20	4/31/20	1,350,000
Housing & Economic Dev	Housing & Economic Dev	HUD	Emergency Solutions Grant expansion funds	3/27/20	9/30/21	878,034
Public Health	Ryan White	HRSA	Ryan White Part A COVID19	4/1/20	4/30/21	379,393
Public Safety		Dept of Agriculture	Coronavirus Emergency Supp Funding Prgm			58,000
<b>TOTAL</b>						<b><u>\$ 228,111,782</u></b>

# Commissioner update

Marion Greene, Chair

Mike Opat, Vice-Chair



# Today's actions to serve residents

Creation of long-term care facility COVID-19 testing and technical assistance program

Allocate \$15,000,000 CARES Act to emergency housing assistance

Allocate \$15,000,000 CARES Act to emergency small business relief/recovery

Support for Hennepin County involved youth during COVID-19 pandemic

Support for continuation of waivers granted during COVID-19 pandemic

# Questions

David Hough, County Administrator